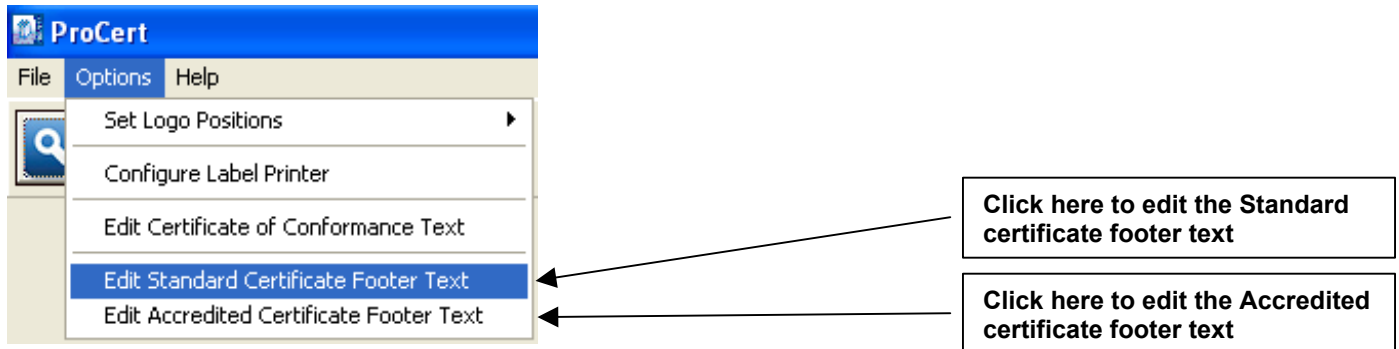


ProCert now provides the capability to customise the BUILT-IN certificate footer.

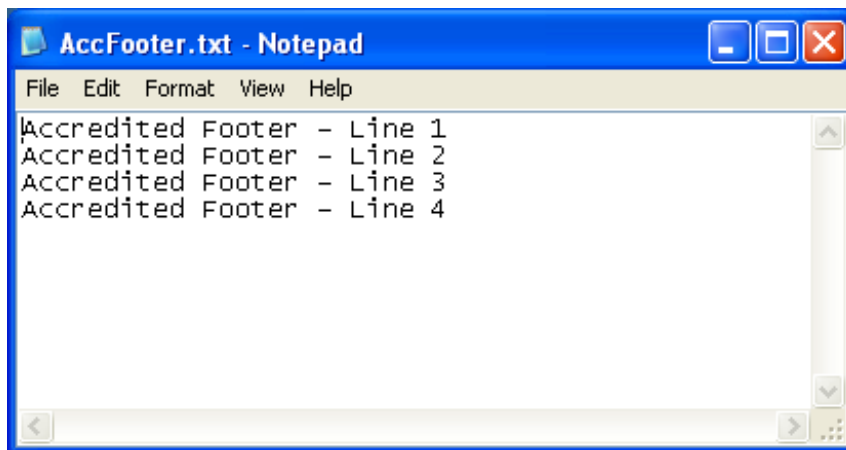
Setting up the custom footer text

Select the appropriate menu item to edit the footers for either the standard or accredited certificate footer as shown below :





When a menu item is selected, a notepad file will be displayed.

Simply enter the customer footer text – a maximum of four lines of text will be displayed on the certificate



Select File -> Save to store the footer comments.

The customer footer comments will be used for the NEXT calibration performed onwards

-  Editing the comments using ProCert will also update certificates printed using ProCal-Track
-  Note : existing calibrations will use the comments as set on the system at the time the calibration was run.